| REV/版本 | DESCRIPTION/变更内容 | DATE/日期 | DRAWN BY/绘图 |
|---|---|---|---|
| A1 | 接点代码更新 | 2024.8.20 | Z01 |

1) Product main performance/产品主要性能指标:

Operating Temperature/工作温度: -55℃～200℃
Humidity(max)/最大潮湿: <=95% [at 60 deg C / 140 F]
Shielding /屏蔽性能: 55dB(1GHz)
Salt Spray Corrosion/盐 雾: 96hr
P op (max)/最大环境压力: 60 bar (870 psi)
Insert Configuration/针芯配置: 20芯 接点代码: 039
Pin Size/接触件直径: Φ0.5mm
R (Max)/接触电阻: ≤15mΩ
Differential transmission rate/差分传输速率: 250Mbps
Insulation resistance/绝缘电阻: 5000MΩ
Withstand voltage/耐电压: 750V
Rated Current/额定电流: 1.8A

2) Mechanical data/机械特性:

Vibration/振 动 : 1.0G²/Hz,均方根值36.6G, ≤1us瞬断
Shock Resistance/冲 击 : 加速度2940m/s², ≤1us瞬断
Endurance (Shell)/机械寿命 : 5000次

3) Other Specification/其它规格:

Contact PIN/接触件: Gold plated Tin bronze/锡青铜镀金
Housing Material/外壳材质: Dark nickel plated aluminium/铝合金镀哑镍
Other metal spare parts/其余金属件: Nickel plated brass/铜镀镍
Insulator material/绝缘材料: PEEK
IP Rating/防护等级: IP68(2m水深24h)插合状态
*ALL MATERIALS ARE RoHS COMPLIANT/所有材料均符合RoHS要求

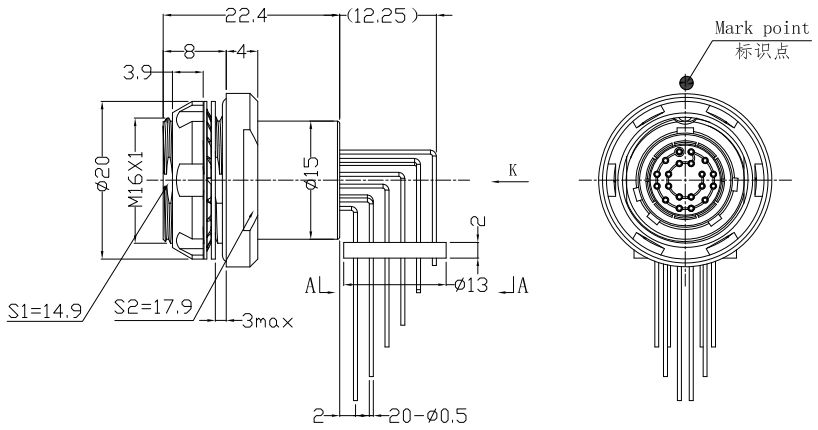


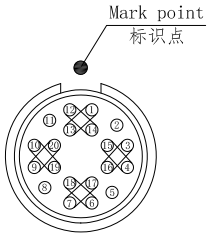


view K
K向孔位排布

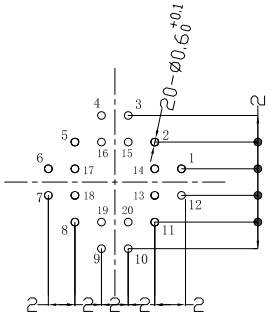


PCB cut-outs
PCB建议安装开孔尺寸

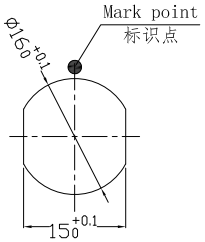


Panel cut-outs
建议安装开孔尺寸

| 孔位 | 信号定义 | 孔位 | 信号定义 |
|---|---|---|---|
| | | 1 | 1-DATA1+ |
| | | 13 | 1-DATA1- |
| | | 12 | 1-DATA2+ |
| | | 14 | 1-DATA2- |
| 9 | 2-DATA3+ | 3 | 1-DATA3+ |
| 20 | 2-DATA3- | 16 | 1-DATA3- |
| 10 | 2-DATA4+ | 4 | 1-DATA4+ |
| 19 | 2-DATA4- | 15 | 1-DATA4- |
| 2 | Signal or Powr | 6 | 2-DATA1+ |
| 5 | Signal or Powr | 18 | 2-DATA1- |
| 8 | Signal or Powr | 7 | 2-DATA2+ |
| 11 | Signal or Powr | 17 | 2-DATA2- |

型号命名 → FX·104·Z02·F·039·B1·N－W 0

- 主型号/ FX系列微圆形连接器
- 壳体代码/-1031-104
- 插头插座形式/ T02-插头 Z02-插座
- 外壳材质及镀层/ 铜合金镀珍珠铬（CC） 铜合金镀哑镍（C） 铝合金镀哑镍（F） 铝合金镀珍珠铬（XC）
- 接点代码/ 038、038
- 接触件形式/ 插针-A1,插孔-B1
- 键位/N-A-B-C
- 接触件端接形式/焊接H, 印制板接B,弯式印制板W
- 有接地片 1 无接地片 0

| | | | |
|---|---|---|---|
| TOLERANCES UNLESS OTHERWISE SPECIFIED: 未标注尺寸公差:±0.1 未标注角度公差:±0.5° | FIRST ANGLE PROJECTION | | Product name/产品名称 FX104 Socket FX104固定式插座 |
| | SIZE: A4 | UNITS: mm | |
| | SCALE: 1: 1 | SHEET: 1 OF 1 | |
| DRAWN BY: 绘图: Z01 | DATE/日期 2024-8-20 | QM NO 料号 | FX104Z02F039B1N-W0 |
| CHECKED BY: 审核: PD05 | DATE/日期 2024-8-20 | DRAWING NO 图号 | REV/版本 A2 |
| APPROVED BY: 核准: PD03 | DATE/日期 2024-8-20 | CUSTOMER NO 客户料号 | |

QM(Quanma) Connector Shenzhen Co. LTD
深 圳 市 全 马 连 接 器 有 限 公 司


Web: //www.quanma-china.com/